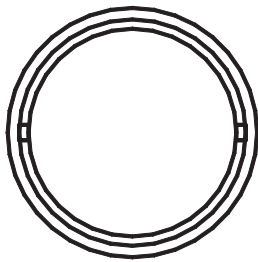
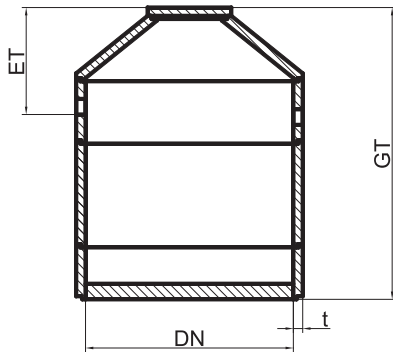


Zbiorniki wyrównawcze


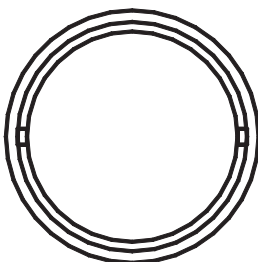
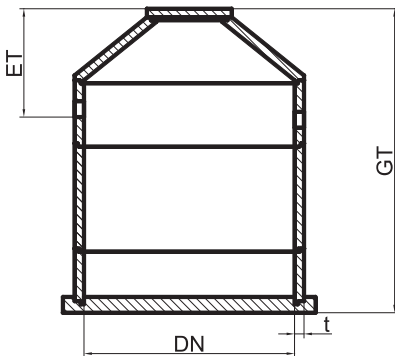
1-Komora
ze zwężką (konusem)

DIN EN 12566-1 - DIN 4261-1

Budowa z elementów



Podstawa bez wypustu



Podstawa z wypustem